



Improve Quality of Care

Reduce Deficiencies

Elevate Reputation

**Mitigate Risk and
Improve Quality**



We feel your **pain**

Even on a good day, there's **nothing easy** about running a nursing center. Somehow you always make it work. But the challenges you're facing now are on another level. **Final Rule** is the biggest change to skilled nursing regulation in over two decades. Sifting through layers of regulatory complexity feels like a full-time job in itself. It's ok, though. You're not alone. **You have an ally.**



Financial pressures

Rising costs.
Thinning margins.
Shrinking budgets.



Increased oversight

Pressures
of performing well
on annual and
complaint surveys.



Time constraints

Getting it all done.
Keeping work and life
in balance.

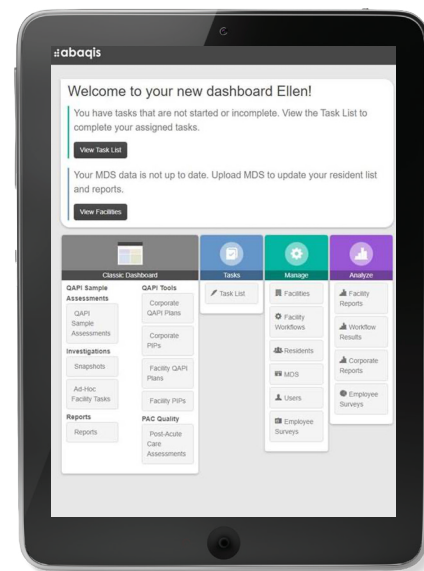


Final rule

Layers upon layers
of regulatory complexity.

abaqis has your back

Designed by the recognized compliance experts in skilled nursing, abaqis is the comprehensive, proven, cloud-based solution for continuous quality improvement.



How abaqis helps you:

Quality management

abaqis provides a comprehensive QAPI system,, cutting the time and labor associated with executing your QAPI program by up to 75%¹

Survey readiness

abaqis walks you through the Final Rule and pinpoints potential areas of non-compliance, identifying root causes of potential deficiencies and targeting areas for corrective action

Census development

abaqis makes it easy to build a healthy census, providing you with:

- actionable data for reducing readmission rates and becoming a preferred partner
- automatic, real-time calculation and benchmarking of resident, family and staff satisfaction rates
- competitive intelligence you can use to build and share your best marketing story

Proven outcomes

\$13,750

reduced cost of compliance with Final Rule (per facility)¹

\$31K

average decrease in Civil Money Penalties²

6

fewer survey deficiencies, on average, than before using abaqis²

4%

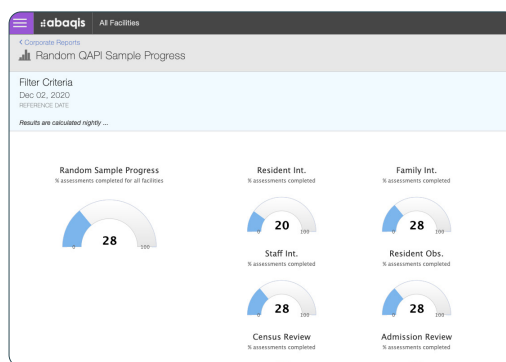
average increase in occupancy for 500K more in revenue³

Uncomplicating Final Rule compliance

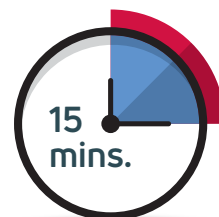
Final Rule requirements make compliance more challenging than ever. You could try to untangle it all on your own. Or you could save headaches, time and money by allowing abaqis to expertly guide you to success.

Comprehensive QAPI System

abaqis becomes the core of your QAPI program, ensuring compliance with Phase 3 requirements for Quality Assurance and Performance Improvement. abaqis assesses your compliance against each part of the Final Rule, utilizing statistically verified benchmarks to flag areas that require immediate action and correction.

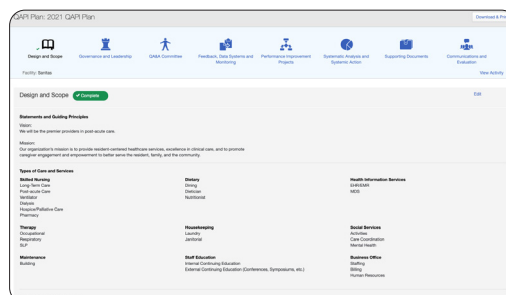


QAPI Team data collection. Just 15 mins. each per week.



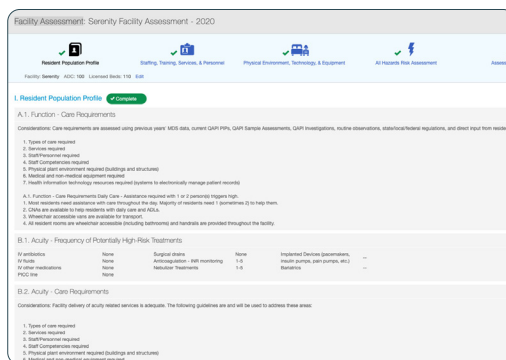
QAPI Plan Builder

This robust tool generates a comprehensive and customizable QAPI Plan documenting how, with abaqis, you are implementing all Five Elements of QAPI.



Automated Facility Assessment

abaqis analyzes your resident population over the last year with the click of a button - saving over 70 hours of data analysis each year and ensuring compliance with Phase 2 requirements¹.



Proven outcomes

\$6,000

75% reduction in cost of developing and implementing a comprehensive QAPI program¹

+

\$1,120

40% reduction in cost of completing and keeping Facility Assessment up to date¹

+

\$6,630

15% reduction in cost of achieving compliance with the Final Rule – above and beyond QAPI and Facility Assessment¹

=

\$13,750

total estimated savings¹

Survey success without the stress

As the main driver of your facility’s overall Five-Star Quality Rating, survey is no place for guesswork. Our quality management experts have many years of experience as SNF nurses and state surveyors. Using abaqis is like preparing for an exam and getting the questions in advance.

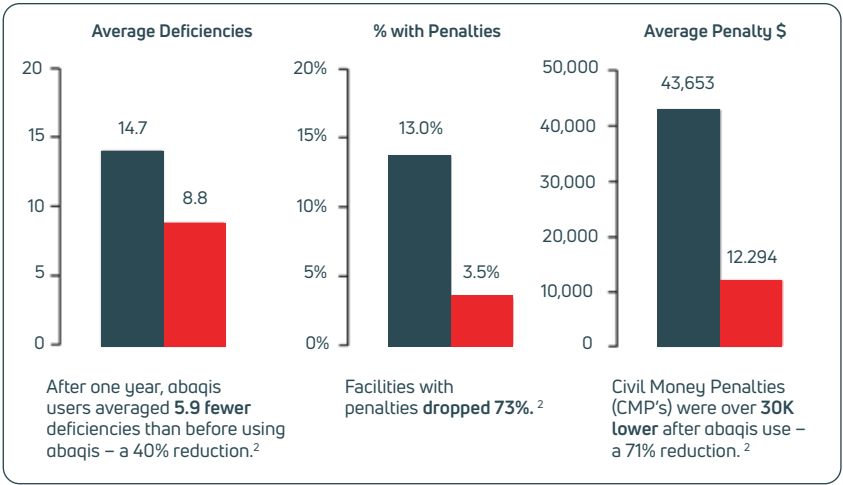
Keeping you focused on the right areas of care

abaqis walks your facility through the Final Rule – pinpointing potential areas of non-compliance, identifying root causes of potential deficiencies and targeting areas for corrective action.

	Responses	Residents	Responses	Residents	MDS Discrepancies	Investigation Sample Residents
High Risk						
Abuse	3	3	5	4	0	3
B&B Incontinence	1	1	7	4	0	1
Catheter	3	2	5	3	2	2
Dignity	1	1	7	4	0	1
Infections (not UTI, Pressure Ulcer, or Respiratory)	6	3	6	3	0	3
Low Risk B&B	1	1	3	3	0	1
Oxygen	1	1	3	3	0	1

Improving quality of care and survey performance

A statistical study suggests that using abaqis as a systematic approach to quality improvement significantly improved quality of care and survey performance.



Proven outcomes

3

fewer deficiencies in the new Long Term Care Survey Process (LTCSP) on average, for facilities using abaqis than for those that don't³

6

fewer survey deficiencies on average, than before using abaqis²

\$31K

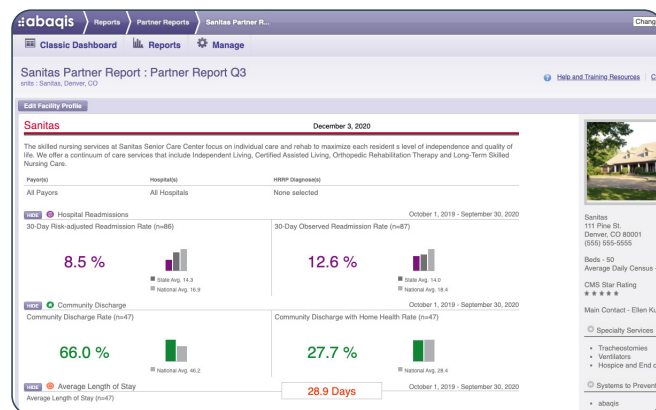
average decrease in CMPS²

Census development made effortless

The acute-care partners you're seeking to capture referrals from are more selective than ever before. abaqis automatically calculates the performance metrics they're looking for and presents them in concise, stunning reports.

Effortlessly track readmission rates

AutoPAC technology calculates your facility's total raw and risk-adjusted readmission rates – with no effort on your part.



Adjust care accordingly

Predictive risk of readmission empowers you to proactively adjust care for high-risk residents.

Interactive Reports

Readmission Risk

Readmission Probabilities as of 14-Apr-2021 ...

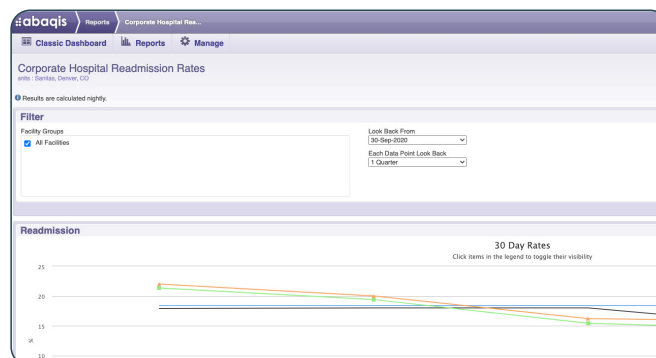
Risk Categories	National Distribution	Sanitas
Low	49.1%	62.9%
Moderate	33.7%	22.9%
High	17.2%	14.3%

Active Residents ...

Patient/Resident	LOS	Risk Category	Vaccines	Advanced
Acord, Art	38	Moderate	Flu, Pn.	No - Not Disc
Allen, Bob	28	High	Flu, Pn.	Yes - Confirm
Bell, Alexander	31	High	Flu, Pn.	No - Not Disc
Bennet, Ray	29	Low	Flu, Pn.	No - Not Disc
Billings, Patricia	27	Low	Flu, Pn.	Yes - Confirm

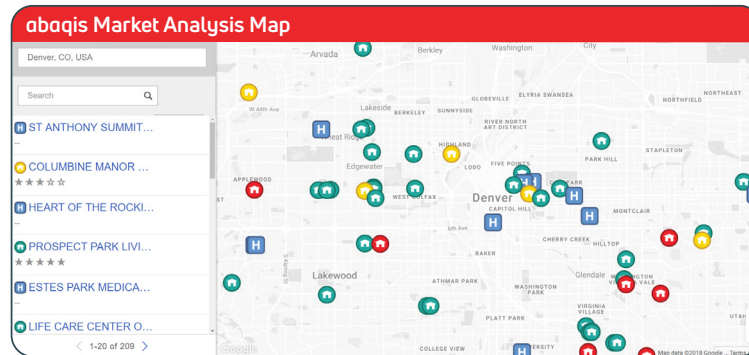
Know where you stand

Benchmark your raw and risk-adjusted readmission rates against the national average.



Uncover opportunity

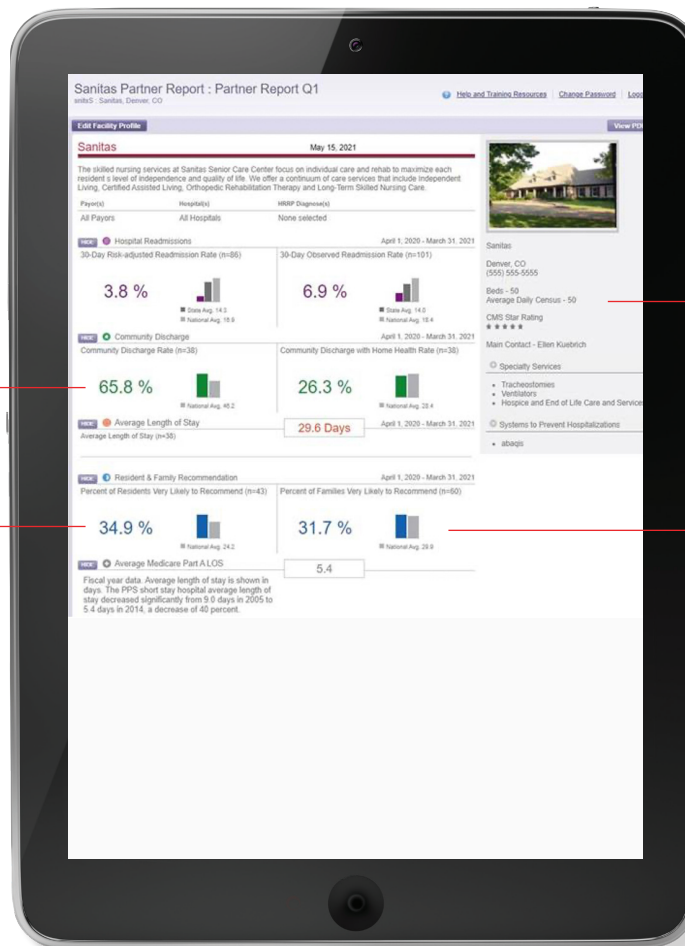
Market analysis enables you to glean competitive insights that drive your marketing story.



Elevate your reputation

Calculating quality metrics in order to demonstrate the strengths of your facility can be exceedingly time consuming. abaqis does it for you.

Showcase more than just your star rating by sharing quality data automatically pulled from abaqis.



Highlight your capabilities and make it easy for a care coordinator to recommend your center.

By focusing on the performance metrics that matter to acute care partners, you'll earn your position on their list of preferred care providers.

With abaqis the **ROI** is real

abaqis enables your facility to save money and increase revenue.

Final Rule compliance

\$13,750

reduced cost of compliance
with Final Rule (per facility)¹

Survey readiness

\$31K

average decrease in CMPs²

Census development

4%

increase in occupancy
for \$500K more in revenue³

abaqis frees you to be more available to your people.

I didn't choose a career in healthcare so I could spend all day deciphering the latest regulatory guidelines. abaqis keeps our quality management efforts on track. That creates space for me to get out from behind my desk and engage with residents, families and staff.

**Find out why thousands of nursing centers
trust abaqis to simplify quality management.⁴**

Contact your Medline Representative
to learn more or visit medline.com/abaqis



Medline Industries, Inc. Three Lakes Drive, Northfield, IL 60093

Medline United States
1-800-MEDLINE (633-5463)
medline.com | info@medline.com

Medline Canada
1-800-396-6996
medline.ca | canada@medline.com

Medline México
01-800-831-0898
medlinemexico.com | mexico@medline.com

FOLLOW US    

References 1. Federal Register. Rules and Regulations 2016. Volume 81, No. 192. Available at: www.gpo.gov/fdsys/pkg/FR-2016-10-04/pdf/2016-23503.pdf. Accessed August 1, 2018.
2. Andrew Kramer MD; Ron Fish MBA; Sung-Joon Min PhD; Ian Schreuder MS; Peter Kramer BS, "QAPI Accreditation: Impact on Survey Performance", Providigm Research Brief Vol 2 Issue 1, April 2013. Available at: www.providigm.com/wp-content/uploads/2018/05/Providigm-Research-Brief-Vol-2-Issue-1.pdf. Accessed August 1, 2018. 3. Michael Lin, PhD; Miranda Meadow, MPH; Ron Fish MBA; Sung-Joon Min PhD; Andrew Kramer MD, "Relationship Between abaqis Use and Both Survey Performance and Occupancy", Providigm Research Brief Vol 3, Issue 1, June 2015. Available at: www.providigm.com/wp-content/uploads/2018/05/Providigm-Research-Brief-Vol-3-Issue-1-Final.pdf. Accessed August 1, 2018. 4. Data on file. Available upon request.