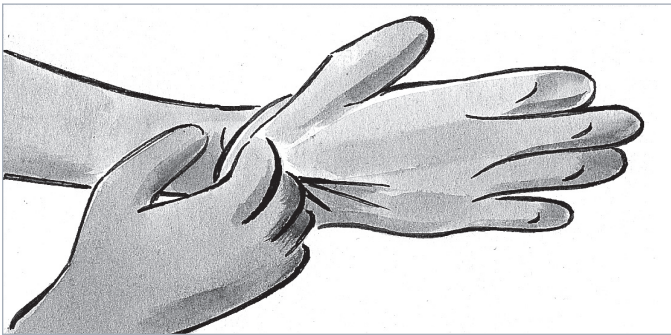
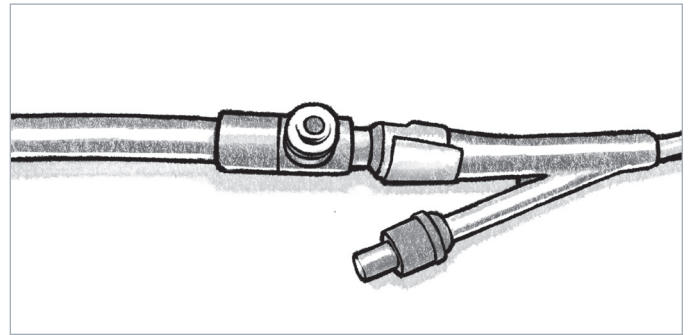


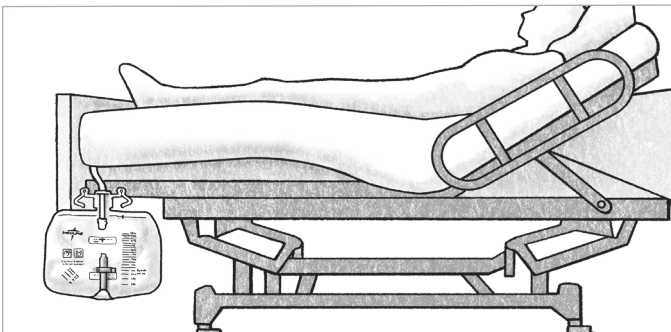
# Urinary catheter maintenance best practices



**1.** Use standard precautions, including gloves, when manipulating catheter or collection system



**2.** Maintain a closed drainage system

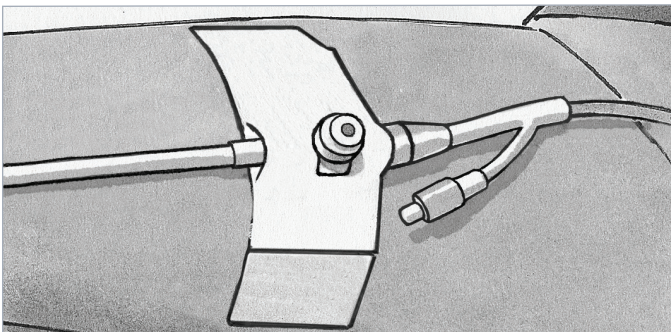


**3.** Facilitate proper urinary drainage

- Position bag below bladder
- Minimize loops and kinking in tubing



**4.** Perform routine perineal and catheter cleansing per facility protocol



**5.** Maintain indwelling urinary catheter securement with proper site rotation

## ▲ PRACTICE ALERT

**Facilitating urine drainage:** To facilitate proper drainage, allow air flow in the closed system. Introduce air by opening the drain on the bag (when empty) and separating the sides of the bag. If using a urine meter, open the blue drainage spout and tilt urine meter back so that it is perpendicular to the bag.